

UCEDD Program Performance Report (PPR)

May 29, 2019



- Webinar is being recorded for later viewing
- Materials available in “Download” section of webinar screen
- Participants muted during presentation
- Submit questions via chat box anytime
- Individually unmuted during Q&A



- Introductions & review learning objectives
- Relevance & overview of key resources
- Examine UCEDD PPR in NIRS
- Review common errors
- Questions addressed at end
 - Feel free to ask questions in chat box throughout the webinar for us to address at end
- Survey to give us feedback for the next time!



Dawn Rudolph
Sr. Director, Technical Assistance
& Network Engagement, AUCD



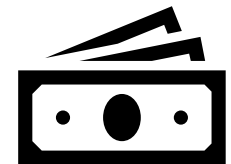

Natalie Martinez
Data Support Manager, AUCD

Participants will:

1. Understand UCEDD annual Program Performance Report (PPR) requirements
2. Understand how AUCD's National Information Reporting System (NIRS) supports PPR development
3. Understand how AIDD reviews UCEDD PPRs

Why is this relevant?

- It is how each UCEDD is required to report progress to the funder
- AIDD and AUCD use PPR & NIRS data to track trends & identify expertise.
- It also documents how federal funds were used for the purposes they were intended.
- AIDD uses data from UCEDD PPRs in their report to Congress to help justify continued funding for the UCEDD network.



Flow of Information & Systems Interacting with UCEDD Reporting

- ▼ Logic Model for UCEDD network
 - Includes key reporting requirements & definitions



- ▼ National Information Reporting System (NIRS)
 - Captures all logic model data, and more

- ▼ Program Performance Report (PPR)
 - Generated in NIRS
 - Submitted in GrantSolutions grant management system

- ▼ Quality Review System (QRS)
 - AIDD's quality review system for UCEDDs
 - QRS Tier 1 is a guide to reviewing and scoring PPRs

- [UCEDD logic model with definitions](#)
- [Guidance for Consumer Satisfaction of UCEDD Products](#)
- [UCEDD PPR template](#)
- [UCEDD PPR Guidebook](#)
- [UCEDD Logic Model & Data Points in NIRS](#)
- [UCEDD Quality Review System \(QRS\) Tier 1 Tool](#)
- [NIRS Online Learning Modules: Reporting to AIDD](#)

Hot Tips & Lessons Learned

- PPR **due July 30, 11:59 pm** via Grant Solutions.
- Trainee survey data **MUST** be entered by June 30; this data cannot be entered after your grant year ends.
- All other data **SHOULD** be entered by June 30, leaving the month of July for data cleaning, writing narrative, and reviewing PPR prior to submission.
- When viewing ( **View**) PPR in NIRS, if export button is grey (), then data is missing. Green is good to go!

PPR Part 1a & 1b

- **Limit narrative** as an act of kindness; just 2 project officers review all 67 PPRs.
- **More bullet points**, less paragraphs in the narrative.
- **Focus on outcomes** (not outputs) in the narrative. The outputs are in PPR Part 2.
- **Include your public-facing annual report as an attachment.** AIDD appreciates these too!

NIRS > Projects dataset

- Be sure to enter the UCEDD core grant as a separate project *with correct annual funding*. NIRS formula for leveraged funds:
Total UCEDD funding
- UCEDD core funding
Total leveraged funds reported in PPR

NIRS > Projects dataset

- **Be sure project contact & description is up to date**, as this data is used to identify network expertise. Unclear titles, descriptions, or missing contact information results in your UCEDD expertise not being shared with policymakers and others.

NIRS > Activities dataset

- **Be sure research activities are documented**, as this is a required core function. If PPR indicates 0 research activities, you will be unable to finalize PPR. Correct research data in activity dataset.

PPR Part 2 > Core function of Research

- Be sure to **answer Yes or No to question: “Have you adopted research findings...”**, as this is a required question often missed.

NIRS > Directory dataset

- **Be sure your Center and faculty/staff info is all up to date and accurate.** This helps identify your UCEDD expertise quickly when needed by policymakers, funders, and others.

If you would like to ask a question using your **computer microphone**.

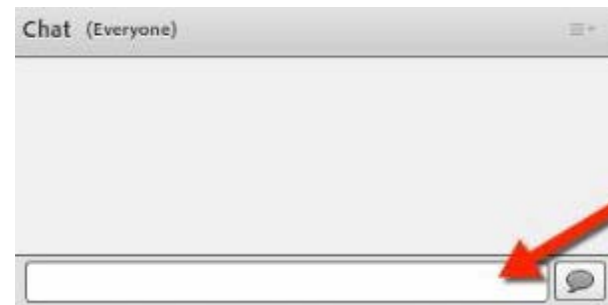
Please raise your hand to be unmuted.



If you would like to ask a question using your **phone**. Please press * # to be unmuted.



You can also ask a question using the **chat box** on your webinar console.



This webinar will be archived at:
<https://www.aucd.org/resources/webinars.cfm>

Natalie Martinez for all NIRS questions
nmartinez@aucd.org

Dawn Rudolph for other questions
drudolph@aucd.org



Please take a few minutes to complete our survey!