

Date

Autism Research Network Name

Network of Networks Overall T1 Report

Table of Contents

03 — Study Aims & Progress

10 — Collaborator Measures

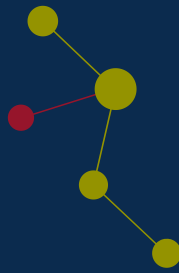
12 — Organizational Measures

15 — Project Goals

22 — Conclusions

SOCIAL NETWORK SURVEY GOAL

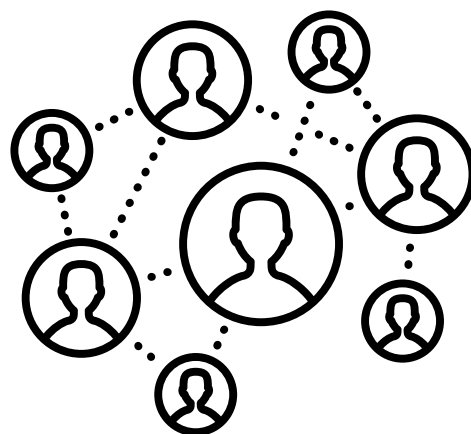
COLLABORATION AND INCLUSION GOALS



Use a social network approach to

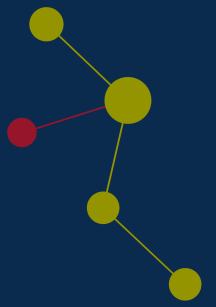
- measure network connections
- nurture network connections
- strategically strengthen network connections

to improve the collaboration and inclusion of autistic people, their families and community supporters in the Project



AUTISM NETWORK GRANT

PARTNERSHIP AND INCLUSION GOALS



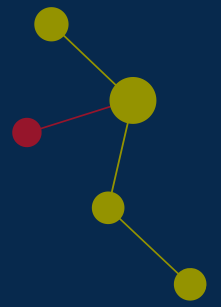
Goal 1: State community collaboration goal here

Goal 2: State community collaboration goal here



HRSA STRATEGIC PLAN


EQUITY AND INCLUSION GOALS



Goal 1: Take actionable steps to achieve health equity and improve public health

Objective 1.1 Maximize community partnerships and stakeholder collaboration, including those who have historically experienced health disparities

Objective 4.5 Enhance and leverage diversity, equity, inclusion and accessibility for HRSA employees



Implementation Progress



Key Indicator	Activity / Project	Data / Outcome
Co-develop SNA surveys and reports to measure inclusion	Complete SNA protocol, draft and submit co-authored paper with collaborators completed	<ul style="list-style-type: none"> completed protocol, drafted manuscript, paper under review
Support PIs in establishing node goals for SNA survey	Meet with PIs, conduct work sessions to draft goals, input into SNA surveys	<ul style="list-style-type: none"> X/X sites completed node goals
Collect Rosters for each node listing all researcher and community partners	Meet with PIs, conduct work sessions to create roster, use for SNA survey recruitment	<ul style="list-style-type: none"> X/X sites rosters completed
Collect SNA survey data from all sites	launch data collection across all nodes	<ul style="list-style-type: none"> X/X sites completed
Complete and provide SNA reports for each node/overall	Analyze SNA data, input results inot report, provide report for feedback, present results in node meeting	<ul style="list-style-type: none"> X/X reports completed

Survey Participants



XX%

% of Core Team Members completed
the survey



XX%

% of Community/Research
Advisory Board members
completed the survey



XX%

% of External Partners
completed the survey

QUANTITY + QUALITY MEASURES

—

COLLABORATORS



Quantity Measures

Collaborators

Survey participants named **XXX new collaborators** as a result of participation

XXX





XX

Survey participants reported **XX people** with whom they had **increased collaboration** due to participation

The **average network size** of the survey participants was **XX**. The smallest network was **X**, and the largest was **XX**.

XX



Among survey participants, the **average density of connections** among collaborators was about **XX%**.




Quality Measures

Collaborators

Identified Collaborator Expertise


% Community/Stakeholder Expertise



% Research Expertise



% Underserved Population Expertise



Summarize results.....



Quality Measures

Collaborators

XX%

% of Minoritized
Ethnicities

Summerize results.....

XX%

% of Minoritized
Genders

Summerize results.....

XX%

% of Autistic
Collaborators

Summerize results.....

XX%

% Collaborators
with
Autism Expertise

Summerize results.....

QUANTITY + QUALITY MEASURES

—

ORGANIZATIONS



Quantity Measures

Organizational Partners

Survey participants named XX new organizational partners as a result of the grant.

XX



XX

Survey participants named an overall number of XX organizational partners for the grant.

Survey participants named a mean number of XX organizational partners. The smallest network was X organizations, and the largest was XX.

XX





Quality Measures

Organizational Partners

Types of Organizational Support Overall

% Autism Engagement Support



% Community/Stakeholder Engagement Support



% Research Engagement Support



% Underserved Population Engagement Support



% Financial Resource Support



Summerize results...




Quality Measures

Organizational Partners

Organizational Diversity

Survey participants are collaborating with different types of organizational partners. About XX% of all organizations named were affiliated with project and XX% of organizations named were community organizations.

TYPES OF ORGANIZATIONS





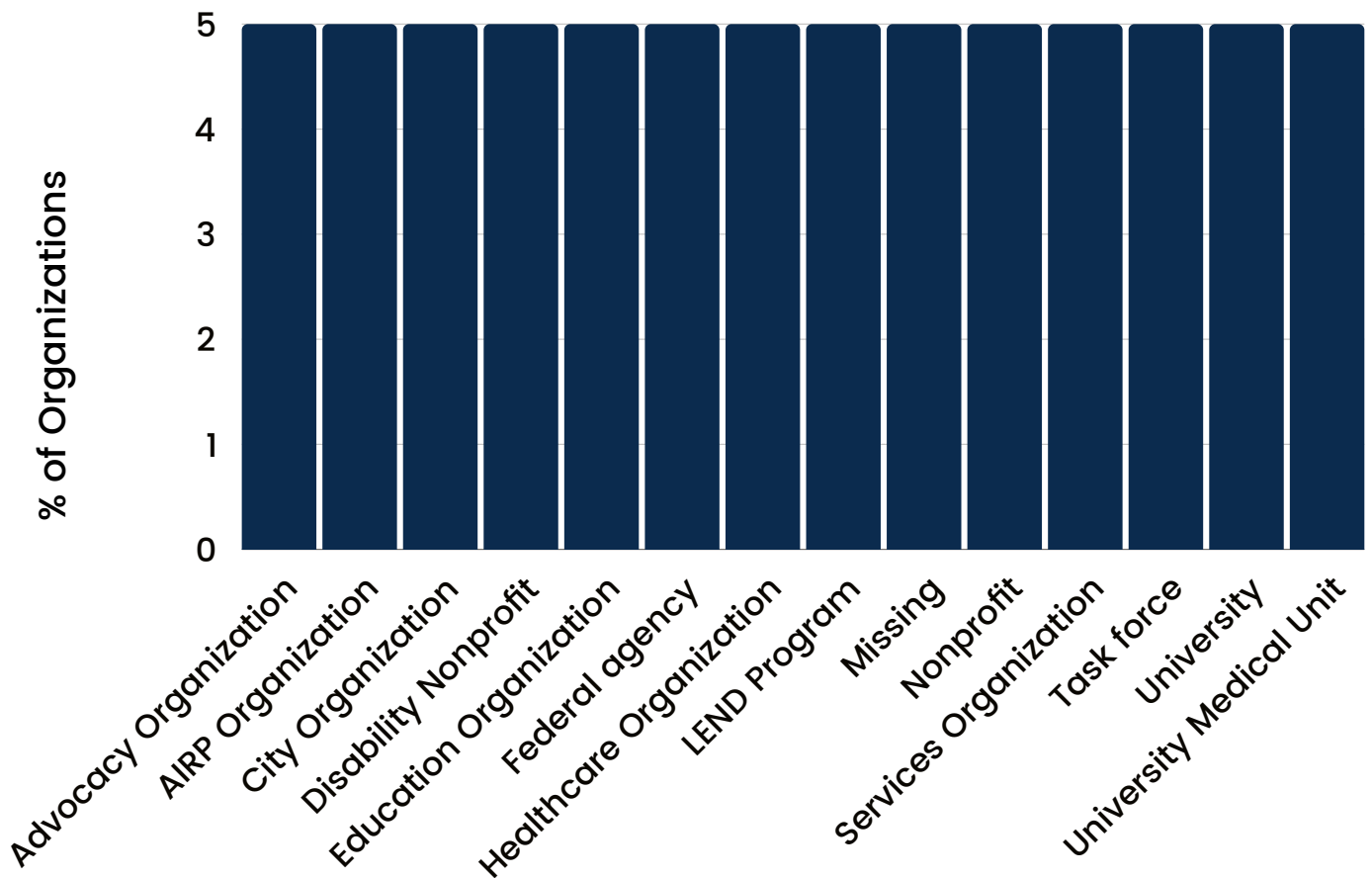
Quality Measures

Organizational Partners

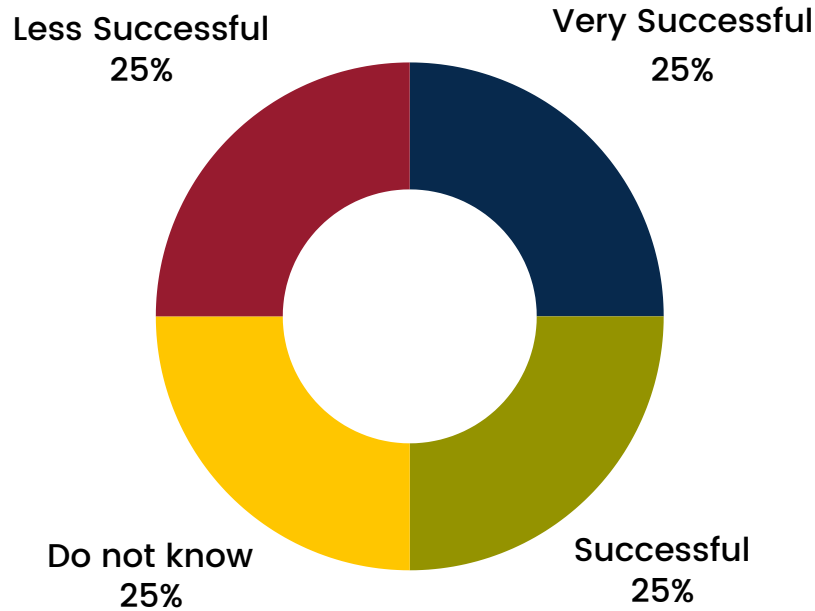
Organizational Diversity

Survey participants are collaborating with different types of organizational partners. Here are the organizations distributed across different categorizations of services and focus.

TYPES OF ORGANIZATIONS



Project Ratings of Overall Goal Success



Project Goal

- This Research Network will write project goal here (XX%)

XX%

Rated the Project Network as successful

Conclusion

Below we provide a brief overview
summary of findings

Highlight 1 Impact on Network Quantity

- XXXX
- XXXX
- XXXX

Highlight 2 Impact on Network Quality

- XXXX
- XXXX
- XXXX

Highlight 3 Success Ratings

- XXXX
- XXXX



**Coming together is a beginning.
Keeping together is progress.
Working together is success.**
~ Henry Ford

SoDI Team

**Elizabeth McGhee Hassrick
Habeeba Siddiqui
Chau Nguyen**